

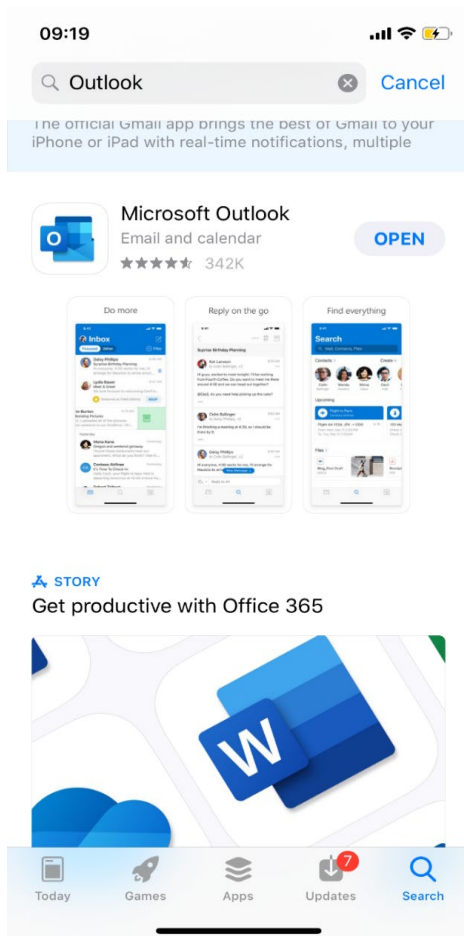
How to connect your RCS email account with an iPhone / iPad / iPod:

Tap on **App Store**

Search for **Outlook**

Select **Get**

Once installed open the **Outlook app**



Enter in your **full username (no period between first initial and last name)**. Tap **Add Account**

09:20 📶 🔋

Add Account

Enter your work or personal email address

megan@rcs.ac.uk

Add Account


[Privacy & Cookies](#)



Enter in your **Password**

10:14 📶 🔋

[Cancel](#) 🔒 login.microsoftonline.com [↻](#)

 Microsoft

← megan@rcs.ac.uk


Enter password

Password

[Forgotten my password](#)

[Sign in with another account](#)

Sign in



Select **Maybe Later**

09:27

◀ Authentica...



[Add Another Account](#)



Would you like to add
another account?

Maybe Later

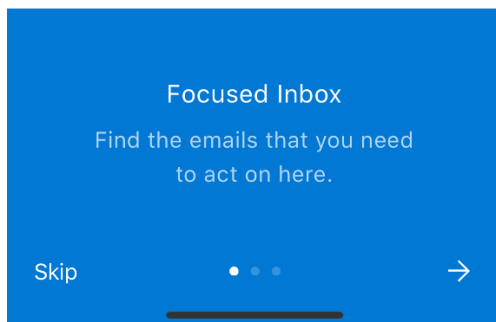
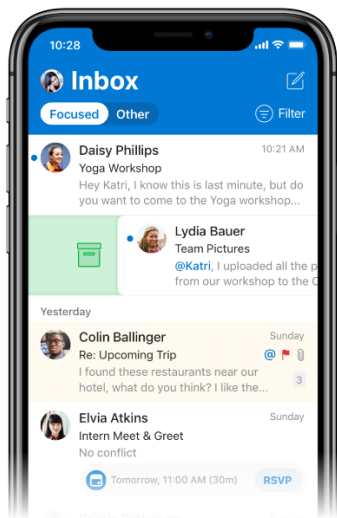
Let's do it!



Select Skip

09:27

← Authentica...



You have now successfully added your email account via the Outlook application.