

Royal Conservatoire *of* Scotland

Blocking Notation

Making Records of Performance Using Documentation

WORKBOOK

NAME _____

COURSE _____

Task 1 – Areas of the Stage.

Watch the video on areas of the stage, then put the following abbreviations in the right place on the diagram below:

USR (Upstage Right)

CS (Centre Stage)

USC (Upstage Centre)

DSR (Downstage Right)

USL (Upstage Left)

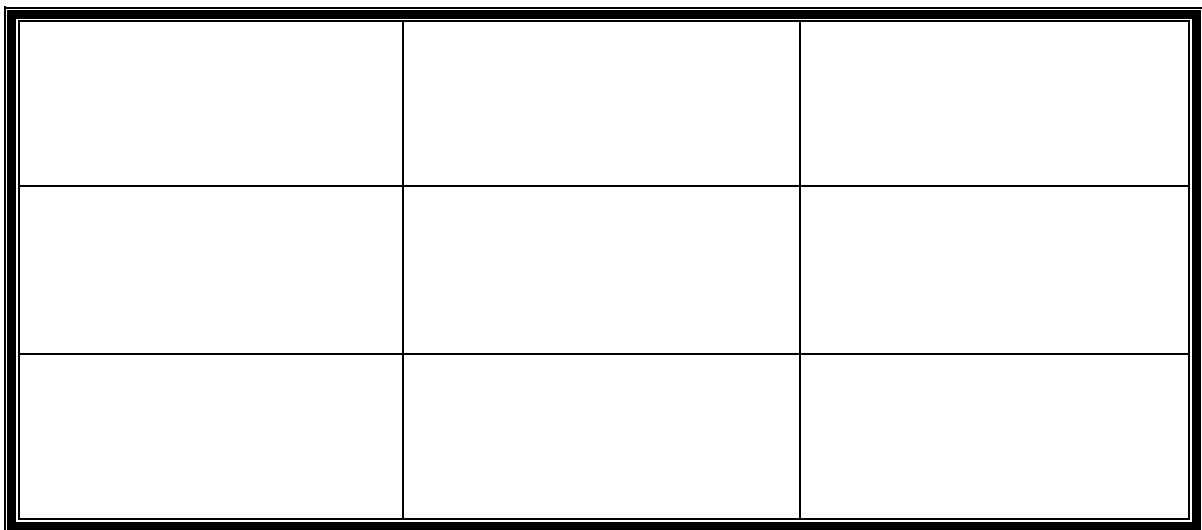
DC (Downstage Centre)

SR (Stage Right)

DSL (Downstage Left)

SL (Stage Left)

Backstage



Audience

Task 2: Write Character Symbols

Write symbols for these characters from Julius Caesar by Shakespeare:

- Caesar _____
- Cinna _____
- SS Man _____
- Maid 1 _____
- Anthony's Servant _____

Task 3a: Prepare to Draw a Diagram

Watch the short excerpt from 'Lovesong' by Frantic Assembly, then study the two still images carefully.

Consider the following:

- What items of set are there?
- Where in the stage space are all these items placed?
- Where are the items in relation to one another?
- What angles are the items set at? (It may be too dark to see the table!)

What do you think the diagram might look like?

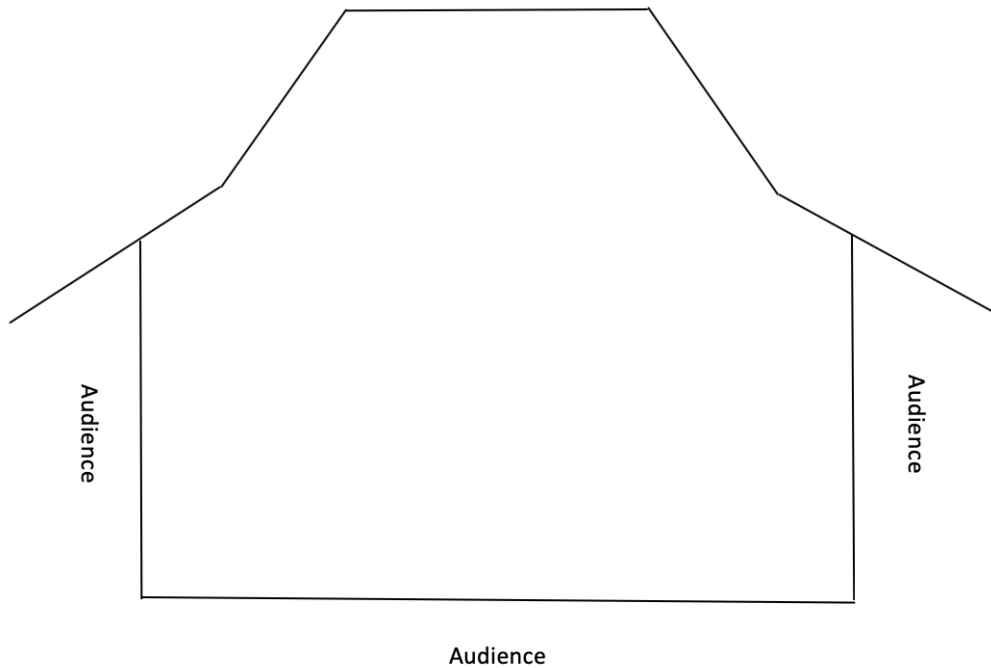
Task 3b: Draw A Diagram

Watch the short excerpt from 'Othello' by Shakespeare, then study the two still images carefully.

Again, consider the following:

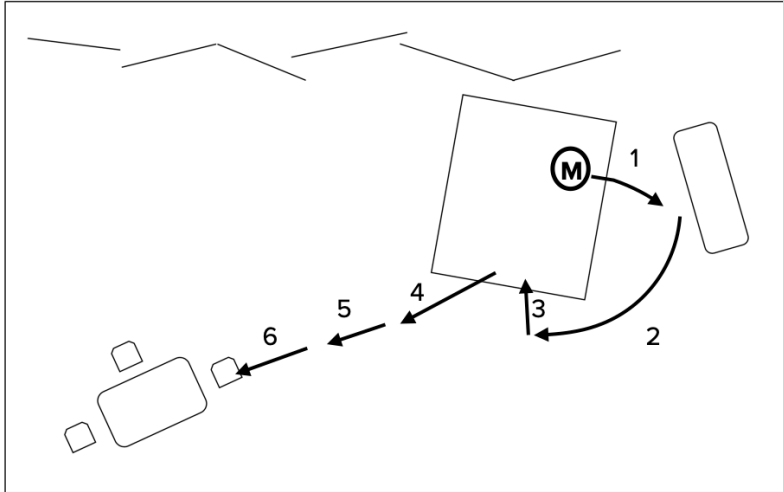
- What items of set are there?
- Where in the stage space are all these items placed?
- Where are the items in relation to one another?
- What angles are the items set at?

Complete the diagram below, by using basic shapes to represent the four large boxes, the two chairs, the antenna and the suitcase.



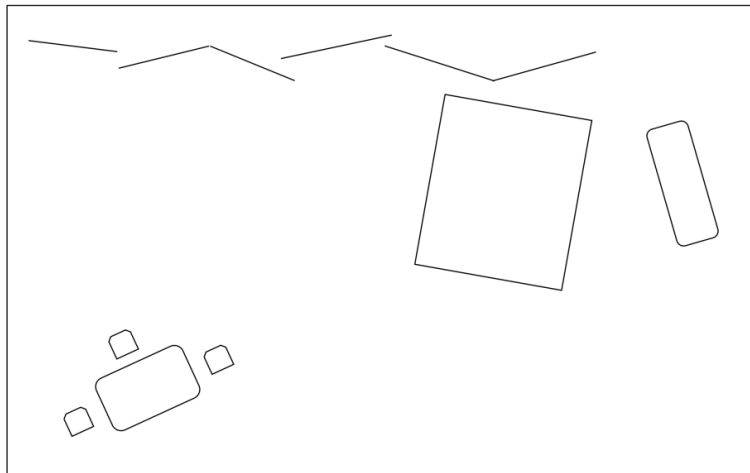
Task 4: Use Graphic Notation

- Watch the first part of 'Lovesong' again. Using the diagram below, follow the graphic notation for Maggie's first six moves.



Audience

b) On the diagram below, notate Maggie's next **three** moves around the space.



Symbol Sheet

Audience

moves to	
(stands) up	

(sits) down	
kneels	
then/and	
cross	
behind	
In front	
pick up	

enter	
exit	
chair	
table	
bed	
wardrobe	
hat	
umbrella	

Task 5: Write Basic Shorthand

Write the following stage directions in shorthand:

- a) Sajid stands up, then moves centre stage.

b) Sajid's daughter moves to Sajid, then kneels.

c) Sajid's son moves upstage and sits down.

Task 6: Write Shorthand

Write the following stage directions in shorthand:

a) Ola enters stage left and sits down in front of Detective 2.

b) Jan crosses downstage and picks up Lena.


c) Anja moves behind Jan and exits upstage.

Task 7: Create A Key

Complete this key of symbols for the 'Othello' excerpt.


Use standard symbols and abbreviations where possible, then create your own.

Remember that all notation should be quick and easy to use!

Othello	
---------	---

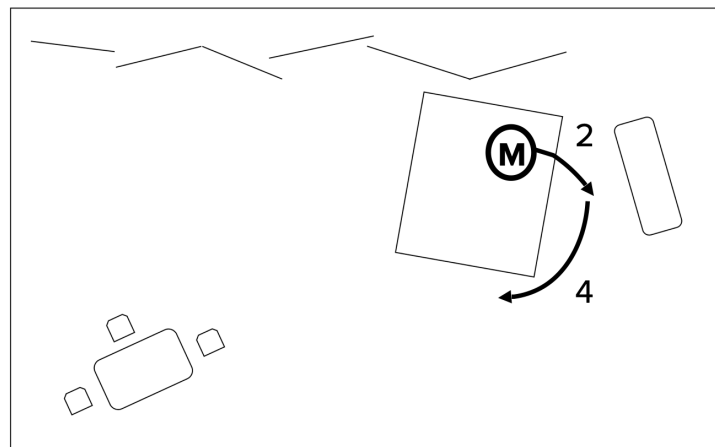
Sits	
------	--

lago	
Box	
Suitcase	
Antenna	
Tube	
Antenna Stand	
Cable	


Facing	
Stands Up	
Moves (to)	
Turns	

Task 8: Follow Graphic and Shorthand Notation

Watch 'Lovesong' again and follow the notation along with the video.



1. (M) § ↑

2. (M) ↶ SL , ↓ edge of  ,
puts on § , ↑ , looks around.

3. (M) →  , < , pulls out 

4. (M) hugs  + → DS of 

Task 9: Notate an Excerpt of Othello

- Carefully study the video and pictures of 'Othello', following the script and stage directions on page 10 and 11.
- In the space provided on page 11, translate the stage directions into graphic and shorthand notation. You will need to add the details into the diagram, as you did on page 4 and remember, your key is on page 8!

IAGO ①

But I do see you're moved:

I am to pray you not to strain my speech

To grosser issues nor to larger reach

Than to suspicion.

OTHELLO

I will not.

IAGO

Should you do so, my lord,

My speech should fall into such vile success

Which my thoughts aimed not. ^② Cassio's my worthy friend--

My lord, I see you are moved. ^③

OTHELLO

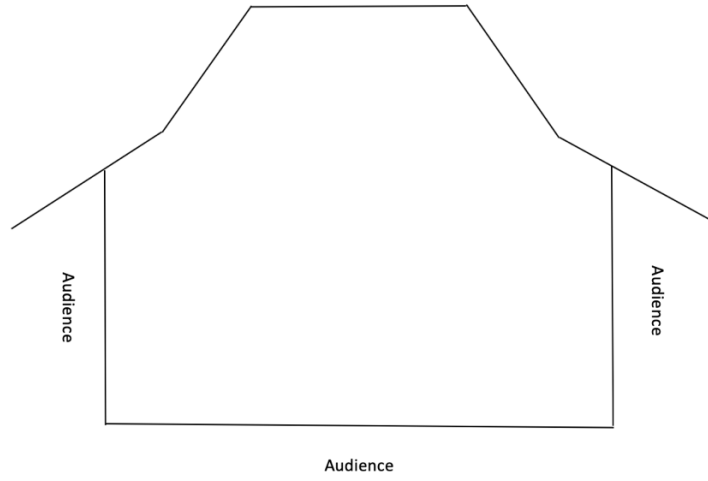
No, not much moved:

I do not think but Desdemona's honest. ^④

IAGO

^⑤
Long live she so! and long live you to think so!

1. Iago sits on a large box downstage left, facing Othello, holding a cigarette. (*Graphic and shorthand.*)
2. Iago turns downstage and puts the cigarette in his mouth. (*Shorthand.*)
3. Iago stands and moves to the suitcase downstage right, picks up the suitcase and puts it on the box downstage right. (*Graphic and shorthand.*)
4. Iago turns to Othello, then moves to the antenna downstage centre. (*Graphic and shorthand.*)
5. Iago picks up the antenna and moves to the suitcase. (*Graphic and shorthand.*)



1. _____
2. _____
3. _____
4. _____
5. _____